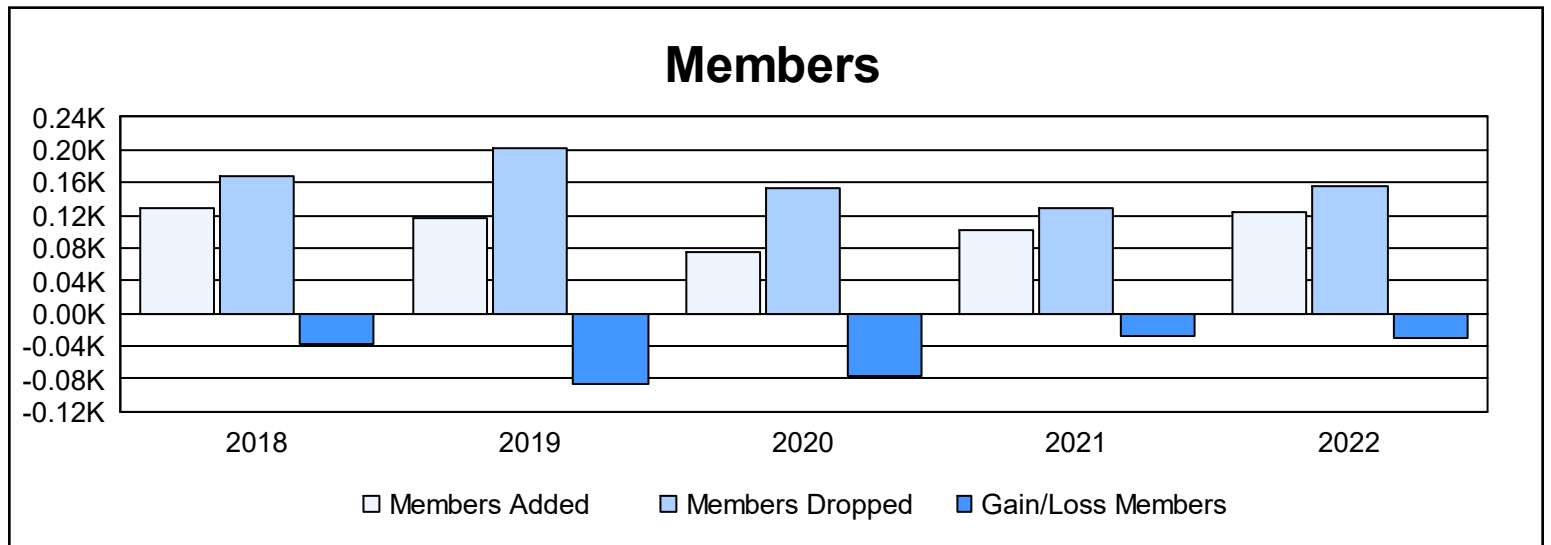
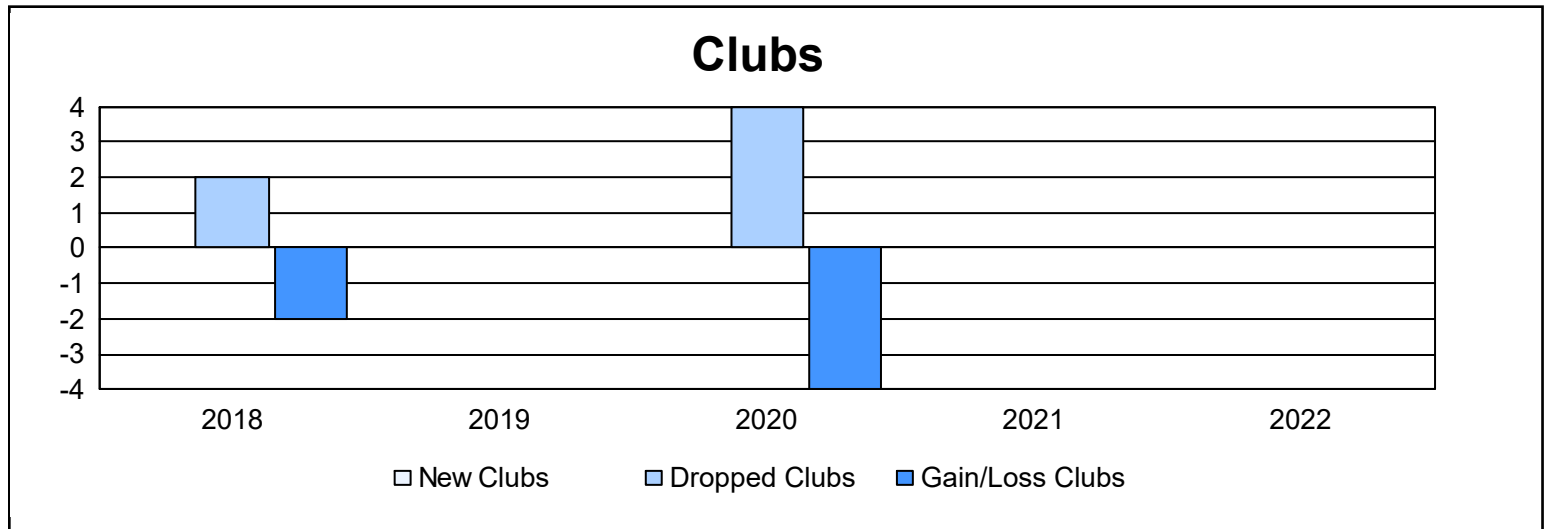
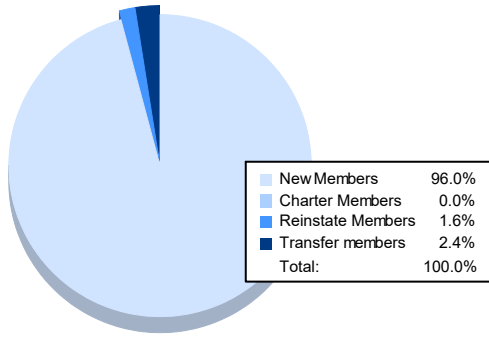


| Year | New Clubs | Dropped Clubs | Gain/ Loss Clubs | New Members | Charter Members | Reinstate Members | Transfer Members | Total Member Added | Total Members Dropped | Gain/ Loss Members |
|----------------|-----------|---------------|------------------|-------------|-----------------|-------------------|------------------|--------------------|-----------------------|--------------------|
| 2017-2018 | 0 | 2 | -2 | 120 | 0 | 6 | 3 | 129 | 167 | -38 |
| 2018-2019 | 0 | 0 | 0 | 102 | 1 | 8 | 6 | 117 | 203 | -86 |
| 2019-2020 | 0 | 4 | -4 | 64 | 0 | 10 | 2 | 76 | 152 | -76 |
| 2020-2021 | 0 | 0 | 0 | 96 | 0 | 2 | 3 | 101 | 128 | -27 |
| 2021-2022 | 0 | 0 | 0 | 119 | 0 | 2 | 3 | 124 | 155 | -31 |
| Average | 0 | 1 | -1 | 100 | 0 | 6 | 3 | 109 | 161 | -52 |



Membership Composition June 2022 Cumulative



Gender Composition June 2022 Cumulative

